


LPS60-M Series

60 Watts

Medical

Total Power: 60 - 80 Watts
Input Voltage: 85 - 264 VAC
120 - 300VDC
of Outputs: Single



Special Features

- Medical safety approvals
- Universal input
- 3" x 5" footprint
- Remote sense
- Built in EMI filter
- Low output ripple
- Adjustable output voltage
- Overload protection
- 110 KHz switching frequency
- LPX60 enclosure kit available

Safety

VDE 0750/EN60950 (IEC601)
21310-3336-0015
UL UL2601
E182560
CSA CSA 22.2 No.601.1
LR109492
CE Mark (LVD)

Electrical Specifications

Input

Input range	85 - 264 VAC (wide range) 120 - 300VDC
Frequency	47-440 Hz
Inrush current	<18A peak @ 115VAC, <36A peak @230 VAC, cold start @ 25°C
Input current	1.5A max. (RMS) @ 115 VAC
Efficiency	70% typical at full load
EMI filter	FCC Class A conducted; CISPR22 Class A conducted; EN55022 Class A conducted; VDE0878 PT3 Class A conducted
Safety ground leakage current	<75µA @ 50/60Hz; 264VAC input

Output

Maximum power	60W for convection; 80W with 30CFM forced air
Adjustment range	-5, +10% minimum
Hold-up time	20ms @ 60W load, 115VAC nominal line
Overload protection	Short circuit protection on all outputs. Case overload protected @ 110-145% above peak rating
Overvoltage protection	5V output; 5.7 - 6.7VDC. Other outputs 10% to 25% above nominal output
Remote sense	Compensates for 0.5V lead drop min. Will operate without remote sense connected. Reverse connection protected.



Environmental Specifications

Operating temperature: 0° to 50°C ambient derate each output as 2.5% per degree from 50° to 70°C, -20°C startup

Storage temperature: -40°C to +85°C

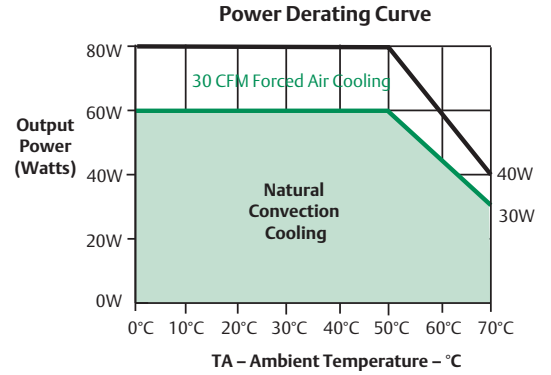
Electromagnetic susceptibility: designed to meet IEC801, -2, -3, -4, -5, -6, Level 3

Humidity: Operating; non-condensing 5% to 95% RH

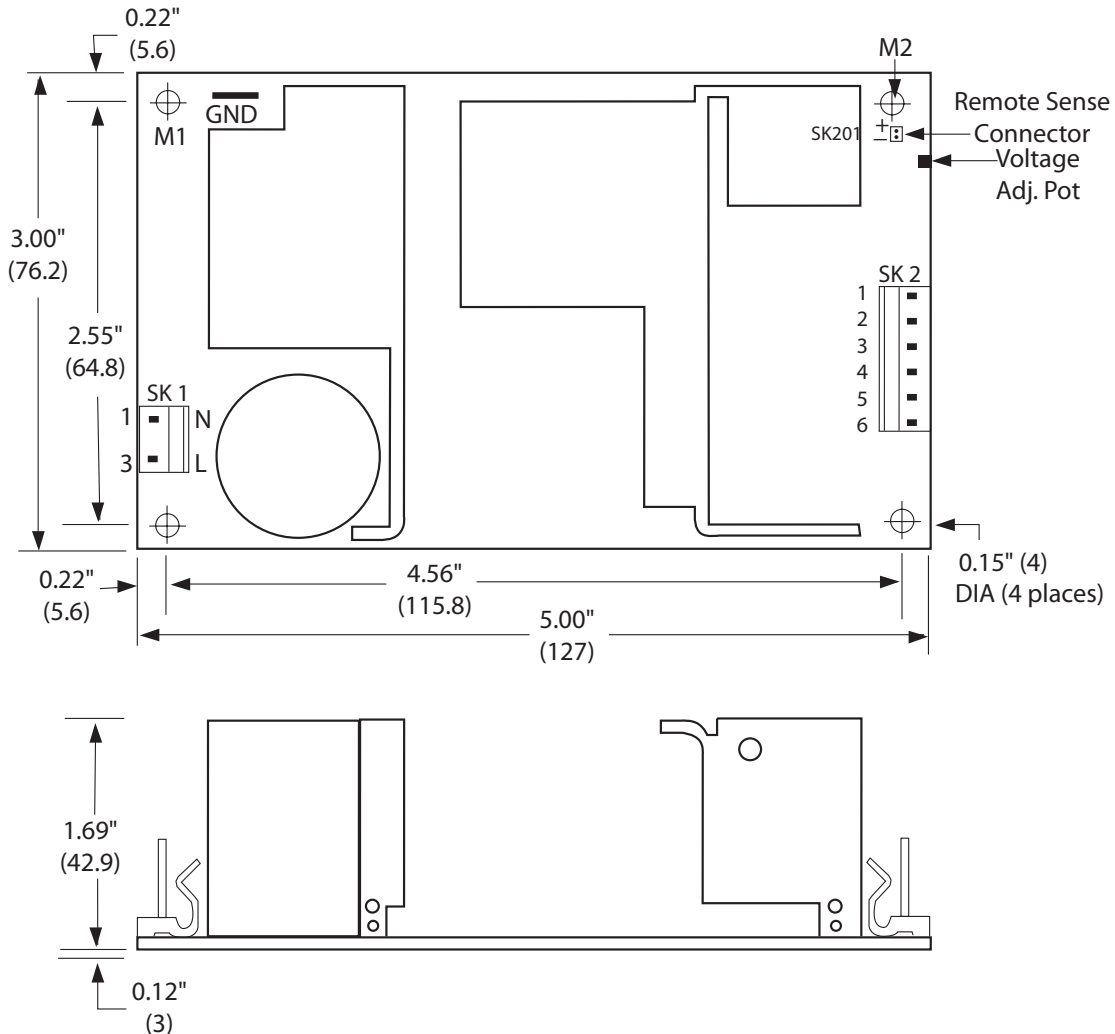
Vibration: Three orthogonal axes, sweep at 1cot/min, 5 min. dwell at four major resonances 0.75G peak 5Hz to 500Hz, operational

Temperature coefficient ±0.04% per °C

MTBF demonstrated >550,000 hours at full load and 25°C ambient conditions



Mechanical Drawing



Ordering Information

Model Number	Output Voltage	Minimum Load	Maximum Load with Convection Cooling	Maximum Load with 30CFM forced Air	Peak Load ¹	Regulation ²	Ripple P/P (PARD) ³
LPS63-M	12V	0A	5A	6.7A	7.5A	±2%	120mV
LPS64-M	15V	0A	4A	5.3A	6A	±2%	150mV
LPS65-M	24V	0A	2.5A	3.3A	3.8A	±2%	240mV

1. Peak current lasting <30 seconds with a maximum 10% duty cycle.
2. At 25°C including initial tolerance, line voltage, load currents and output voltages adjusted to factory settings.
3. Peak-to-peak with 20 MHz bandwidth and 10µF (tantalum capacitor) in parallel with a 0. µF capacitor at rated line voltage and load ranges.

Pin Assignments

Connector	LPS62-M	LPS63-M	LPS65-M
SK1-1	Neutral	Neutral	Neutral
SK1-3	Line	Line	Line
SK2-1	+12V	+15V	+24
SK2-2	+12V	+15V	+24
SK2-3	+12V	+15V	+24
SK2-4	Common	Common	Common
SK2-5	Common	Common	Common
SK2-6	Common	Common	Common
SK201-1	+Sense	+Sense	+Sense
SK201-2	-Sense	-Sense	-Sense

Mating Connectors

AC Input: Molex 09-50-8031 (USA) **Not required for (-T) option**
09-91-0300 (UK)
PINS: 08-58-0111

DC Outputs: Molex 09-50-8061 (USA) **Not required for (-T) option**
09-91-0600 (UK)
PINS: 08-52-0113

Remote Sense: Molex 22-01-2025
PINS: 08-52-0113

Astec Connector Kit #70-841-006, includes all of the above

1. Specifications subject to change without notice.
2. All dimensions in inches (mm), tolerance is ±0.02" (±0.5mm)
3. Mounting holes M1 and M2 should be grounded for EMI purposes.
4. Mounting hole M1 is safety ground connection.
5. Specifications are for convection rating at factory settings at 115 VAC input, 25°C unless otherwise stated.
6. Warranty: 2 year
7. Weight: 0.75lbs/0.34kg

Astec

5810 Van Allen Way
Carlsbad, CA 92008
USA
Telephone: +1 760 930 4600
Facsimile: +1 760 930 0698

Waterfront Business Park
Merry Hill, Dudley
West Midlands, DY5 1LX
United Kingdom
Telephone: +44 (0) 1384 842 211
Facsimile: +44 (0) 1384 843 355

13-15, Shing Wan Road
Tai Wai, Shatin, N. T.
Hong Kong
Telephone: +852 2699 2868
Facsimile: +852 2699 1770

For global contact, visit:

www.astecpower.com
technicalsupport@astec.com

While every precaution has been taken to ensure accuracy and completeness in this literature, Emerson Network Power assumes no responsibility, and disclaims all liability for damages resulting from use of this information or for any errors or omissions.

Emerson Network Power.
The global leader in enabling
business-critical continuity.

- AC Power
- Connectivity
- DC Power
- Embedded Power**
- Inbound Power
- Integrated Cabinet Solutions
- Outside Plant
- Precision Cooling
- Site Monitoring and Services


EmersonNetworkPower.com

LPT60-M Series

60 Watts

Medical

Total Power: 60 - 80 Watts
Input Voltage: 85 - 264 VAC
120 - 300VDC
of Outputs: Triple



Special Features

- Medical safety approvals
- Universal input
- 3" x 5" footprint
- Remote sense on main output
- Built-in EMI filter
- Low output ripple
- Adjustable 5V output
- Overvoltage protection
- Overload protection
- 110KHz switching frequency
- LPX60 enclosure kit available

Safety

VDE 0750/EN60601-1 (IEC601)
21310-3336-0015
UL UL2601
E182560
CSA CSA 22.2 No. 601.1
LR109492
CE Mark (LVD)

Electrical Specifications

Input

Input range	85-264VAC 120-300VDC
Frequency	47-440Hz
Inrush current	<18A peak @ 115VAC; <36A peak @ 230VAC, cold start @ 25°C
Input current	1.5A max. (RMS) @ 115VAC
Efficiency	70% typical at full load
EMI	FCC Class A conducted; CISPR 22 Class A conducted EN55022 Class A conducted; VDE 0878 PT3 Class A conducted
Safety ground leakage current	<75µA max. @ 50/60 Hz, 264VAC input

Output

Maximum Power	60W for convection; 80W with 30CFW forced air
Cross regulation	±2% on output 1; ±5% on outputs 2, 3
Adjustment range	-5, +10% minimum
Hold-up time	20ms @ 60W load, 115VAC nominal line
Overload protection	Short circuit protection on all outputs. Case overload protected @ 110% to 145% above peak rating
Overvoltage protection	5.7 to 6.7 VDC on the main output
Remote sense	Compensates for 0.5 V lead drop min. Will operate without remote sense connected. Reverse connection protected.



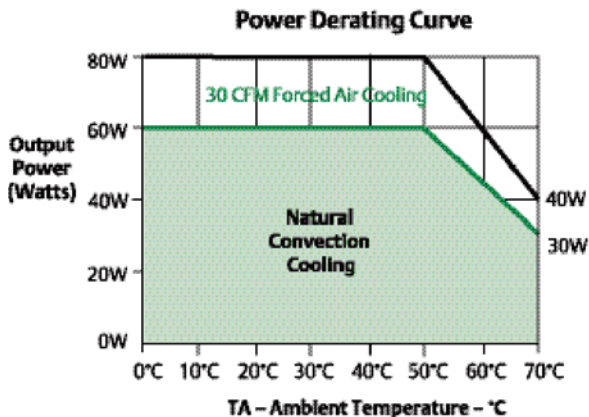
Environmental Specifications

Operating temperature:	0° to 50°C ambient derate each output at 2.5% per degree from 50° to 70°C, -20°C startup
Electromagnetic susceptibility:	Designed to meet IEC 801, -2, -3, -4, -5, -6, Level 3
Humidity:	Operating; non-condensing 5% to 95%
Vibration:	Three orthogonal axes, sweep at 1 oct/min, 5 min. dwell at four major resonances 0.75G peak 5 Hz to 500 Hz, operational
Storage temperature:	-40° to 85°C
Temperature coefficient:	±.04% per °C
MTBF demonstrated:	>550,000 hours at full load and 25°C ambient conditions

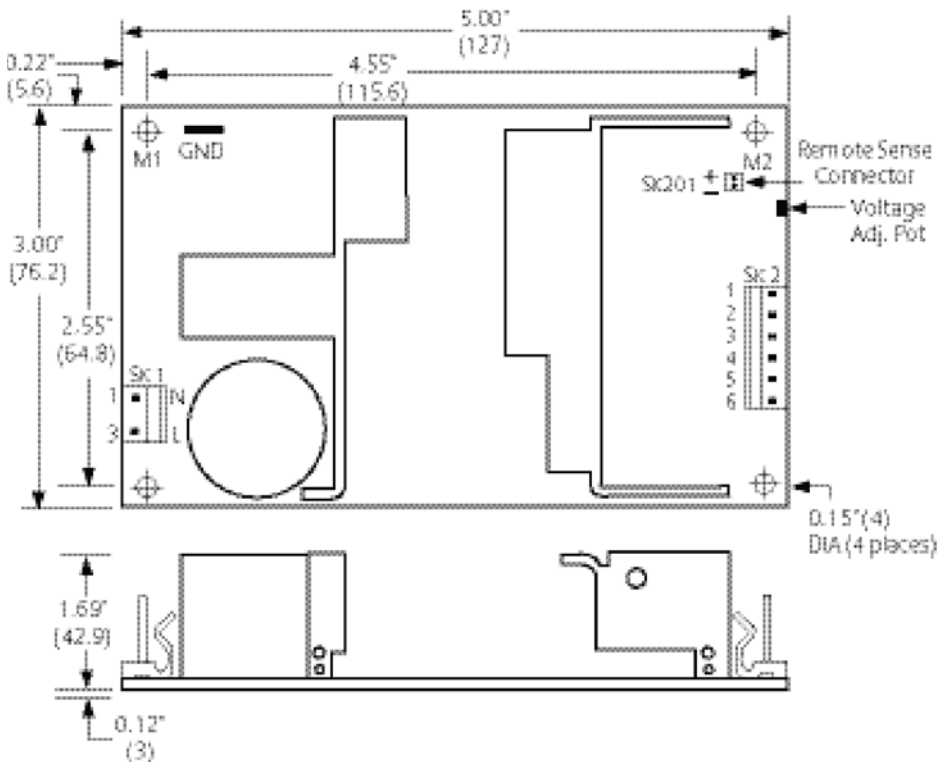
Ordering Information

Model Number	Output Voltage	Minimum Load	Maximum Load with Convection cooling	Maximum Load with 30CFM Forced Air	Peak Load ¹	Regulation ²	Ripple P/P (PARD) ³
LPT62-M	+5V	0.7A	7A	8A	10A	±2%	50mV
	+12V	0.3A	3A	3.5A	6A	±5%	120mV
	-12V	0A	0.7A	1A	1.5A	±5%	120mV
LPT63-M	+5V	0.7A	7A	8A	10A	±2%	50mV
	+15V	0.3A	2.8A	3.3A	4A	±5%	150mV
	-15V	0A	0.7A	1A	1.5A	±5%	150mV

1. Peak current lasting <30 seconds with a maximum 10% duty cycle.
2. At 25°C including initial tolerance, line voltage, load currents and output voltages adjusted to factory settings.
3. Peak-to-peak with 20 MHz bandwidth and 10µF in parallel with a 0.1µF capacitor at rated line voltage and load ranges.
4. Minimum Loads are required.



Mechanical Drawing



Pin Assignments

Connector	LPT62-M	LPT63-M
SK1-1	Neutral	Neutral
SK1-3	Line	Line
SK2-1	+12V	+15V
SK2-2	+5V	+5V
SK2-3	+5V	+5V
SK2-4	Common	Common
SK2-5	Common	Common
SK2-6	-12V	-15V
SK201-1	+Sense	+Sense
SK201-2	-Sense	-Sense

Mating Connectors

AC Input: Molex 09-50-8031 (USA)
09-91-0300 (UK)
PINS: 08-58-0111

DC Outputs: Molex 09-50-8061 (USA)
09-91-0600 (UK)
PINS: 08-52-0113

Remote Sense: Molex 22-01-2025
PINS: 08-52-0113

Astec Connector Kit #70-841-006, includes all of the above

- Specifications subject to change without notice.
- All dimensions in inches (mm), tolerance is ± 0.02 " (± 0.5 mm)
- Mounting holes M1 and M2 should be grounded for EMI purposes.
- Mounting hole M1 is safety ground connection.
- Specifications are for convection rating at factory settings at 115 VAC input, 25°C unless otherwise stated.
- Warranty: 2 year
- Weight: 0.75lbs/0.34kg

Americas

5810 Van Allen Way
Carlsbad, CA 92008
USA
Telephone: +1 760 930 4600
Facsimile: +1 760 930 0698

Europe (UK)

Waterfront Business Park
Merry Hill, Dudley
West Midlands, DY5 1LX
United Kingdom
Telephone: +44 (0) 1384 842 211
Facsimile: +44 (0) 1384 843 355

Asia (HK)

16th - 17th Floors, Lu Plaza
2 Wing Yip Street, Kwun Tong
Kowloon, Hong Kong
Telephone: +852 2176 3333
Facsimile: +852 2176 3888

For global contact, visit:

www.astecpower.com

www.artesyn.com

technicalsupport@astec.com

technicalsupport@artesyn.com

While every precaution has been taken to ensure accuracy and completeness in this literature, Emerson Network Power assumes no responsibility, and disclaims all liability for damages resulting from use of this information or for any errors or omissions.

Printed in USA

Emerson Network Power.

The global leader in enabling
business-critical continuity.

- AC Power
- Connectivity
- DC Power
- Embedded Power**
- Inbound Power
- Integrated Cabinet Solutions
- Outside Plant
- Precision Cooling
- Site Monitoring and Services

EmersonNetworkPower.com

Emerson Network Power and the Emerson Network Power logo are trademarks and service marks of Emerson Electric Co.
©2007 Emerson Electric Co.