



2.99"W x 5.75"L x 1.69"H

- Universal 90-264VAC Input
- UL/cUL60601-1, EN60601-1
- Regulated Single Outputs
- 4000V Isolation
- IEC320-C14 Input



Model Number	Output Voltage	Output Amps	Regulation	Max. Output Watts	Output Connector
<b>SINGLE OUTPUT</b>					
AMP6301-02	5	9	7%	45W	DIN
AMP6301-03	7	7.85	7%	55W	DIN
AMP6301-04	9	6.44	5%	58W	DIN
AMP6301-05	12	5.25	5%	63W	DIN
AMP6301-06	15	4.2	5%	63W	DIN
AMP6301-07	18	3.5	5%	63W	DIN
AMP6301-08	24	2.62	3%	63W	DIN
AMP6301-09	30	2.1	3%	63W	DIN
AMP6301-10	36	1.75	3%	63W	DIN

### INPUT SPECIFICATIONS

Input Voltage Range	90-264 VAC
Frequency Range	47-63 Hz
Leakage Current	0.1mA typ. @ 240VAC
Input Current Lowline	1.62A
Input Current Highline	0.72A
Leakage Current	0.1mA, typ., 0.3mA max.
Inrush Current Lowline	15A max.
Inrush Current Highline	30A max.
Power Consumption @ No Load	(Approved to CEC level IV)
12-36 Vout:	0.5W, max.

### OUTPUT SPECIFICATIONS

Voltage and Current	See Selection Charts
Load Regulation	See Selection Charts
Line Regulation	± 0.5%, typ (1% Max.)
Ripple/Noise	0.5% Pk-Pk, typ (1% Max.)
Hold Up Time	16mS min. at 110VAC Input
Start Up Time	1S typ. (2S max.)
Over Voltage Protection	112-132%
Over Current Protection	110-150%
Transient Response (FL-1/2L)	4mS
Temperature Coefficient	±0.04%/°C, typ.

### GENERAL SPECIFICATIONS

Isolation	I/P-O/P: 5600VDC
	I/P-GND: 2800VDC
Isolation Resistance	50MΩ
Efficiency	85% typ.
Safety	UL60601-1, EN60601-1

All specifications are typical at nominal input, full load, and 25°C unless otherwise noted

\* These are stress ratings. Exposure of the devices to any of these conditions may adversely affect long term reliability. Proper operation under conditions other than the standard operating conditions is neither warranted nor implied.

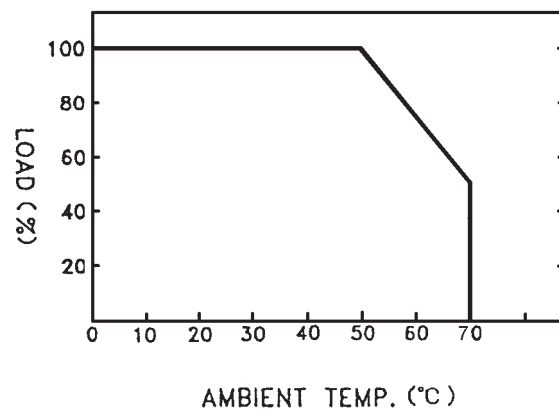
### PHYSICAL SPECIFICATIONS

Size	5.75"L x 2.99"W x 1.69"H
Construction	Desktop Style
Weight	19.75oz (560g)

### ENVIRONMENTAL SPECIFICATIONS

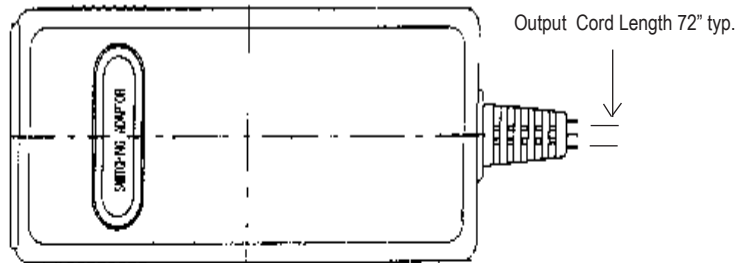
Oper. Temperature	0 to +70°C
	See Derate Curve
Storage Temperature	-40 to +85°C *
Relative Humidity	5 to + 95%, non-cond *
MTBF: MIL-HDBK-217F	100,000 Hrs.
EMI	220VAC in: CISPR-11B
	110VAC in: FCC-18B

### OUTPUT DERATING CURVE

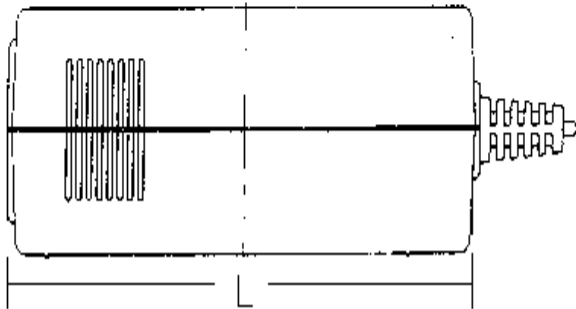
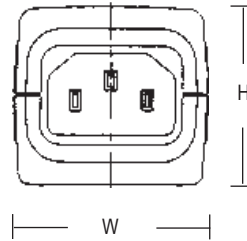


**Astrodyne products are not authorized or warranted for use as critical components in life support systems, equipment used in hazardous environments, nuclear controls systems, or other mission-critical applications.**

### MECHANICAL DIMENSIONS



### Input Connection



### DC Output Connections

#### DIN (Multi-Output Models)

5 Pin DIN



1. COM
  2. COM
  3. Output
  4. COM
  5. Output
- SHIELD = GND